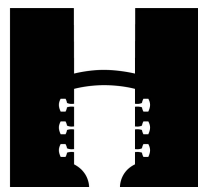


Heartwood Guitar Instruction Presents

Rob's
Totally Awesome
Christmas Carol
Songbook

Your guide to making Christmas magic
amid the frenzy



HEARTWOOD
GUITAR INSTRUCTION

Contents

Introduction 3

Tips

Chord Chart Guide 4
General Tips 6
Individual Song Tips 7

Songs

Away in a Manger 10
Silent Night 11
Happy Xmas (War is Over) 12
We Three Kings 13
The First Noel 14
We Wish You a Merry Christmas 15
Rudolph the Red-Nosed Reindeer 16
Jingle Bells 17
Deck the Halls 19
Frosty the Snowman 20
O Holy Night 22
Hanukkah, Oh Hanukkah 23
The Twelve Days of Christmas 24
Have Yourself a Merry Little Christmas 27

Lyrics 28

Introduction

Does this sound familiar?

The turkey's in the oven. A bouquet of nutmeg and cinnamon wafts from the kitchen. Your family hunkers around the TV as visions of the Broncos vs. Raiders dance before their eyes.

And then Aunt Zelma, well into her second eggnog, says, "Hey, you play guitar, don't you? Let's sing some Christmas songs!" *Sounds good, you think. Let's turn off the TV and make some music together.*

But what happens instead? A very un-Christmassy hour on the internet, sifting through charts that look like they were typed by reindeer.

Let's fix that.

Why this songbook is awesome.

It's a collection of guitar chord charts for thirteen fun, popular Christmas carols, and one lively Hanukkah song, written in a format that I've developed over 20 years of teaching guitar, designed to get you playing beautiful music as quickly and easily as possible. If you're not already familiar with my chord chart format from using my charts at www.heartwoodguitar.com, you will be in about five minutes. Just turn the page.

I've also written some tips for organizing a Christmas singalong, and advice for playing each of the songs. And finally, this songbook includes lyric sheets that you can print out for your crowd of revelers.

Singing creates Christmas magic.

Christmas is my favorite holiday, and if I had to choose a favorite memory, it's singing "Silent Night" with my family before Christmas dinner, with my dad, who passed away in October 2018 at the ripe age of 97, harmonizing in his hoarse tenor.

Christmas can be about so much more than football and shopping. The elusive Christmas Spirit is about enjoying the company of the people you love. They won't be around forever. Pausing the holiday chaos to make music together--the shaky, funky voices of your loved ones intertwining to create a sound as beautiful as they are--is the perfect way to tap into the Christmas magic.

I hope this songbook helps you kindle some magic in your own home this holiday.

Rob Hampton
Heartwood Guitar Instruction (for guitarists)
Greatest Gig (for music teachers)

Chord Chart Guide

My chord charts are a lot like others you'll find on the internet, except they're mostly error-free and have a few innovations I think you'll like:

Strumming Guide

This is the simplest way I've found to write out strumming patterns.

Example

B D U D U ← The strums.
1 + 2 + 3 + ← The beats. You can tell this song's in 3/4.

Strumming Legend

- D - Down strum
- U - Up strum
- B - Only play bass (lowest-pitched) string
- d - Soft down strum (strum bass strings gently)
- > - Accent

Chord Duration

You can assume that **each chord is played for one measure** (which is usually equal to one strumming pattern), unless:

- 1) There's a note at the top of the chart telling you otherwise.
- 2) The number of measures is in parentheses next to the chord.

Example

G (2) **C** **C7** G is played for two measures, and C and C7 default to one measure.
All is calm, all is bright

You might also see (½), which means play for half of a measure (usually two beats), or something like (2 hold), which means to strum the chord once and let it ring for two measures.

Dash Away All

When rhythm gets more complicated, or there's no lyrics to write chord names above, I dash it out.

/ F - - / Em - - / F - G / C - - /

Above is the four-measure intro to "The First Noel." The slash marks serve as bar lines: They show the beginnings and ends of measures. A written chord means "Play

this chord for one beat." Hyphens are like ditto marks: They mean, "Play that chord for another beat."

You can see in the example above that the song's in 3/4: If you add up the number of chord names and hyphens in each measure, you get three beats. You play F for one measure, Em for another measure, and then in the third measure you play F for the first two beats and G for the last beat, finishing with a full measure of C.

Starting note

Need a cue to get your voice started on the right note? Before you start your song, play the starting note and then match the note with your voice (singing a nonsense sound like "la" works well). This is the first melody note of the song--for the dudes anyway. Most women and children will sing a note one octave above.

General Tips

Gear Checklist for Singalongs

- Songbook (for you) and lyric sheets (for singers)
- Guitar
- Capo
- Music Stand (the burley Manhasset ones are best)
- Light (I love my Aria Diva. www.arialights.com)

If you're caroling around your neighborhood, you'll also need:

- Headlamp for you. Others can use phone flashlights.
- Guitar strap
- Extra strings
- A buddy to hold your music
- Cold outside? How about a chemical handwarmer to defrost your fingers in between songs? Ahhh....

Songbook Printing

Punch binder holes in both edges of these pages, and organize them in a binder so that two-page songs display with the first page visible on the left, and second page on the right. This will avoid the hassle of having to flip pages mid-song, except for the epic "The Twelve Days of Christmas," AKA the "American Pie" of Christmas songs, which would not fit on two pages no matter how I tried.

To make multiple copies of the lyric sheets, photocopy them, or tell your printer to just print those pages, and then staple the groups of three.

Finding a Good Singing Key

I chose keys for the songs to make them singable not just by you, fabulous musician, but also by your fabulous mostly-non-singing friends. A few of the songs require a capo to achieve the perfect key.

Curious how I chose the keys? There's a simple formula to maximize participation of untrained singers. It was developed by the folks who lead church congregations in song.

On average, untrained adult singers have about a one-octave range. Children's voices are similar to women's.

Women's range: C4 to C5 (2nd string, 1st fret to 2nd string, 13th fret)

Men's range: C3 to C4 (5th string, 3rd fret to 2nd string, 1st fret)

The men's range is exactly one octave below the women's. How convenient! So to key these songs, I found the lowest and highest notes in the melody, and adjusted the key to make them fit between C and C one octave higher. If the vocal range was greater than one octave, I had to make a judgment call based on the emotion of the song. You can further tweak the keys based on the abilities of your group. Don't

worry--men and women will naturally sing one octave apart without any help from you.

Individual Song Tips

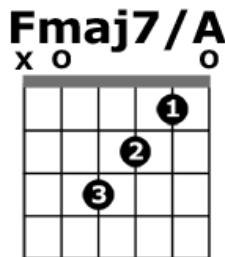
The songs are organized from easiest to hardest.

Away in a Manger

How do you play a song about a sleeping baby? Quietly. This is the first of four gentle waltzes (songs in 3/4) that start the songbook. If you're playing in a quiet room (or snow-hushed street), this might be a good opportunity to pocket your pick, and play the bass notes with your thumb and strum with the backs of your fingers. To find your bass note, look for the lowest-pitched string that's normally included in your chord. That's the 6th string for E chord, and 5th string for A and B7.

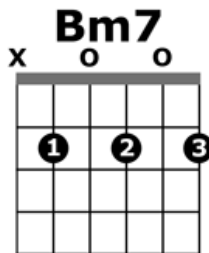
Silent Night

Another quiet waltz. Does the barred F elude you? Here's a suitable substitution:



Happy Xmas (War is Over)

This one's in 6/8, but you can strum it just like it's in 3/4--that's what John does in the recording. And despite cycling through several different keys, this song sticks to surprisingly finger-friendly chords (so kind of you, Mr. Lennon). The one exception is the Bm, and though it's probably the easiest of the barre chords, it's still a pain for many beginners. Here's a decent substitution:



We Three Kings

The waltzes continue! This one has more chords to keep track of, but at least the slow tempo gives you plenty of time to grab them.

The First Noel

This one's trickier than the others because of an occasional quick change to a G chord on the third beat. Keep playing your strumming pattern as if your fretting hand was oblivious of the chord change: You'll be playing your C or F chord for the

first two beats (playing a bass note on the first, then a downstrum on the second), and then a final downstrum on the G chord to finish the measure. If this is too hard, or sounds choppy, you can just ignore that G chord altogether. It still sounds good, and eliminating jumpy chord changes will keep the song peaceful. No waking the baby!

We Wish You a Merry Christmas

Another song in 3/4, but this one's much perkier, hence the different strum pattern. The C -> D7 -> G transitions can be made easier by employing *anchor* fingers and *lead* fingers: Two secrets of the guitar greats. An anchor finger stays in the same place while other fingers move to a new chord. When playing C -> D, your anchor finger will be on the 2nd string, 1st fret. A lead finger stays on the same string when moving to a different chord, scooting along the string like a train on a monorail. In your D7 -> G transition, your third finger can scoot from the 1st string, 2nd fret to the third fret without losing contact, provided you fret a G chord using your 3rd finger on the 1st string (I have about five ways of fretting an open G depending on the situation).

Rudolph the Red-Nosed Reindeer

It's a Christmas miracle: A song in 4/4. If don't know how to barre a Bm, this might be a good opportunity to learn it, since it's only played in the slow and loose, and thus forgiving, intro. Otherwise, you can use the Bm7 substitution (see notes for Happy Xmas above).

Also, more advanced guitarists can give this song a country feel by alternating the bass and throwing in a bass walkup from G -> C when moving from the first to the second part. Saddle up them reindeer and let's move out!

Jingle Bells

Easy chords, simple strum pattern--why isn't this song closer to the front of the songbook? Two things: Its tempo is what you'd expect of a song about horse racing, and the chord durations are irregular. If the strumming pattern is slowing you down, a simpler pattern would also work, like:

 d D d D
Strum: 1 + 2 + 3 + 4 +

If the strumming isn't giving you any problems, and you're looking to refine your technique, make sure you're accenting the 2nd and 4th beats. It's hard to learn how to sing along with this, but once you get these accents pumping, you'll be glad you put in the time. Incidentally, accenting the 2 and 4 is called the *backbeat*, the rhythmic foundation of rock music.

Deck the Halls

Most guitar charts you'll find for this song have some chords played for a single beat, which makes for somewhat choppy guitar playing. I've smoothed things out in this version, but the fast tempo will still give beginners a challenge. There are two patterns recommended for this song: One that you use when playing the chords that last for two beats, and the other for chords played for a full measure. If switching back and forth gives you task overload, the song sounds fine if you stick with the half-measure strum throughout.

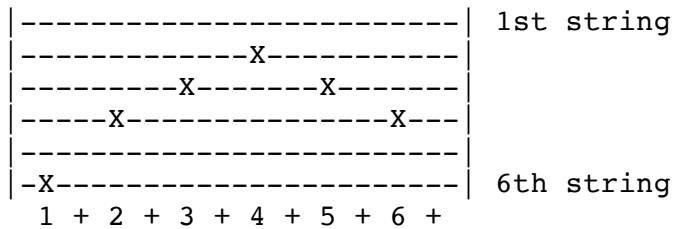
Frosty the Snowman

This song can be jazzed up until you're changing chords every two beats, but this puts the song out of reach for a lot of guitarists. I've used Gene Autry's cowboy-

style version as inspiration for this beginner-intermediate arrangement. Employ the same Bm7 I recommended for "Rudolph" if you need to avoid barre chords, and keep your eyes peeled for anchor fingers: There's one in the C -> D7 transition.

O Holy Night

This can sound lovely fingerpicked, provided you're in a quiet environment and your guitar can be heard over the singers. Try the following pattern. The first note of the measure should play the root of the chord, which is sometimes on the 5th string:



If you're outside and your fingers are freezing, I recommend strumming, but be gentle with the unaccented strums, or it'll sound like a sea shanty. :)

Hanukkah, Oh Hanukkah

If you play bluegrass, you'll feel right at home playing this rollicking Hanukkah song: It sounds great with alternating bass and vigorous accents of the offbeats. If, like me, you're new to traditional Jewish music, the Barenaked Ladies recording is a good guitar-featured introduction to the song, and the version that inspired my chart.

This song has a wide vocal range, and I erred on the side of keying it low enough so that most singers can hit the high notes. However, the lowest note in the melody, which happens to be your starting note, may be too low for many singers to hit. If you don't want to scoot up the capo, you may need to mumble those low notes (hey, better than missing the high ones).

The Twelve Days of Christmas

How do you keep a repetitive song like this one from dragging? Time signature changes! The switches between 3/4 and 4/4 are sure to keep you on your toes. A few specific recommendations: Just strum the chords that last for one beat (the ones played over "and a partridge in a pear tree") with a single downstrum each. Traditionally, you hold each of the chords played during the "Five golden rings" line, with a fermata at the end (a dramatic pause where you stop keeping track of the beat), the fermata lengthening as the song progresses. (Fun fact: Studies show a direct correlation between the average length of the fermatas and blood-eggnog level of the musicians.) Note that in the lyric sheet, in order to save space, I only included the last verse of the song. This should be sufficient for anyone familiar with the tune.

Have Yourself a Merry Little Christmas

I never thought I'd admit to a singing Muppet bringing me to tears, but I love Rowlf the Dog and John Denver's duet of this song on *John Denver and the Muppets: A Christmas Together*. Even though it's the last song in the book, it's not terribly difficult: Just a lot of chords, and accenting the backbeat is more important here than in other songs. Also, remember to swing!

I hope these tips help. Have fun!

Away in a Manger

Traditional

Chord Guide	A	E	B7			

Strum: B D D 1 + 2 + 3 +	Starting note: B (Open 2nd string)
------------------------------------	--

Intro: / A - - / E - - / B7 - - / E - - /

E (2) **A** **E**
 Away in a manger, no crib for a bed
B7 (2) **E** (2)
 The little Lord Jesus laid down His sweet head
E (2) **A** **E**
 The stars in the sky looked down where He lay
A **E** **B7** **E** (2)
 The little Lord Jesus, asleep on the hay

E (2) **A** **E**
 The cattle are lowing, the poor baby wakes
B7 (2) **E** (2)
 But little Lord Jesus, no crying He makes
E (2) **A** **E**
 I love Thee, Lord Jesus! Look down from the sky
A **E** **B7** **E** (2)
 And stay by my cradle till morning is nigh

E (2) **A** **E**
 Be near me, Lord Jesus, I ask Thee to stay
B7 (2) **E** (2)
 Close by me forever and love me I pray
E (2) **A** **E**
 Bless all the dear children in Thy tender care
A **E** **B7** **E** (hold)
 And take us to heaven to live with Thee there

Silent Night

Franz Gruber

Chord Guide	C x o o	G o o o	G7 x o o o	D x x o		

Strum: B D D 1 + 2 + 3 +	Starting note: D (Open 4th string)
------------------------------------	--

G (4)
Silent night, holy night
D (2) **G** **G7**
All is calm, all is bright
C (2) **G** (2)
Round yon virgin, mother and child
C (2) **G** (2)
Holy infant so tender and mild,
D (2) **G** (2)
Sleep in heavenly peace,
G **D** **G** (2)
Sleep in heavenly peace.

G (4)
Silent night, holy night
D (2) **G** **G7**
Shepherds quake at the sight,
C (2) **G** (2)
Glories stream from heaven afar,
C (2) **G** (2)
Heavenly hosts sing Alleluia
D (2) **G** (2)
Christ the savior is born!
G **D** **G** (2)
Christ the savior is born.

G (4)
Silent night, holy night
D (2) **G** **G7**
Son of God, love's pure light
C (2) **G** (2)
Radiant beams from Thy holy face
C (2) **G** (2)
with the dawn of redeeming grace,
D (2) **G** (2)
Jesus Lord at thy birth,
G **D** **G**
Jesus Lord at thy birth.

End on G

We Three Kings

John H. Hopkins, Jr.

Chord Guide						
o Em o o o	x B7 o	x x o D	o o o G	x o Am o	x x o D7	x C o o

B D D Strum: 1 + 2 + 3 +	Starting note: B (Open 2nd string)
-----------------------------	--

Intro: / Em -- / D -- / G -- / --- /
/ Am -- / B7 -- / Em -- / --- /

Em (2) **B7** **Em** **Em** (2) **B7** **Em**
We three kings of Orient are bearing gifts we traverse afar
Em **D** **G** (2) **Am** **B7** **Em** (2)
field and fountain, moor and mountain following yonder star.

Chorus: D D7 G (2) C G G (2) C G O - oh star of wonder, star of light, star with royal beauty bright, Em D C D G (2) C G westward leading, still proceeding, guide us to thy perfect light.

Em (2) **B7** **Em** **Em** (2) **B7** **Em**
Born a king on Bethlehem's plain gold I bring to crown Him again
Em **D** **G** (2) **Am** **B7** **Em** (2)
King forever, ceasing never, over us all to reign

Chorus

Em (2) **B7** **Em** **Em** (2) **B7** **Em**
Frankincense to offer have I incense owns a Deity nigh
Em **D** **G** (2) **Am** **B7** **Em** (2)
prayer and praising, voices raising, worshipping God on high

Chorus

Em (2) **B7** **Em** **Em** (2) **B7** **Em**
Myrrh is mine; its bitter perfume breathes a life of gathering gloom
Em **D** **G** (2) **Am** **B7** **Em** (2)
sorrowing sighing, bleeding, dying sealed in the stone-cold tomb

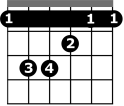
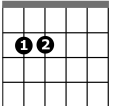
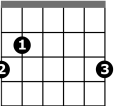
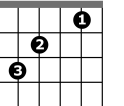
Chorus

Em (2) **B7** **Em** **Em** (2) **B7** **Em**
Glorious now behold Him arise King and God and sacrifice
Em **D** **G** (2) **Am** **B7** **Em** (2)
Alle - luia, Alleluia sounds through the earth and skies.

Chorus

End on last G

The First Noel - Traditional

Chord Guide	F 	Em 	G 	C 		
--------------------	---	--	---	--	--	--

B D D Strum: 1 + 2 + 3 +	Starting note: E (4th string, 2nd fret)
------------------------------------	---

Intro: / F - - / Em - - / F - G / C - - /

C G F C
 The first Noel the angel did say
F Em / F - G / C
 Was to certain poor shepherds in fields as they lay
C G F C
 In fields where they lay keeping their sheep
F Em / F - G / C
 On a cold winters night that was so deep

Chorus: C Em F / C - G / F Em / F - G / C Noel, Noel, Noel, Noel Born is the King of Israel.
--

C G F C
 They looked up and saw a star
F Em / F - G / C
 Shining in the East, beyond them far
C G F C
 And to the earth it gave good light
F Em / F - G / C
 And so it continued both day and night

Chorus

C G F C
 This star drew nigh to the northwest
F Em / F - G / C
 O'er Bethlehem it took its rest
C G F C
 And there it did stop and stay
F Em / F - G / C
 Right over the place where Jesus lay

Chorus

C G F C
 Then enter'd in there Wise Men three
F Em / F - G / C
 Full rev'rently on bended knee
C G F C
 And offered there in His presence
F Em / F - G / C
 Their gold and myrrh and frankincense

Chorus, End on last C

We Wish You a Merry Christmas

Traditional

Chord Guide							

Strum: D D U D U 1 + 2 + 3 +	Starting note: D (Open 4th string)
--	--

G **C**
We wish you a Merry Christmas,
A7 **D7**
We wish you a Merry Christmas,
B7 **Em**
We wish you a Merry Christmas,
C (2 beats) **D7** (1 beat) **G**
And a Happy New Year.

Chorus: G D A7 D7 Good tidings we bring to you and your kin, G (2) Am (2 beats) D7 (1 beat) G We wish you a Merry Christmas and a Happy New Year.
--

G **C**
Now bring us some figgy pudding,
A7 **D7**
Now bring us some figgy pudding,
B7 **Em**
Now bring us some figgy pudding,
C (2 beats) **D7** (1 beat) **G**
And a cup of good cheer.

Chorus

G **C**
We won't go until we get some
A7 **D7**
We won't go until we get some
B7 **Em**
We won't go until we get some
C (2 beats) **D7** (1 beat) **G**
So bring it out here!

Chorus

Repeat Verse 1

Chorus, Hold last G

Rudolph the Red-Nosed Reindeer

Johnny Marks

Capo 3

Chord Guide							
Strum: B D U B D U 1 + 2 + 3 + 4 + w/swing feel					Starting note (relative to capo): E (4th string, 2nd fret)		

(Play freely, one strum/chord):

C **Bm**
 You know Dasher and Dancer and
Am **G**
 Prancer and Vixen
C **Bm**
 Comet and Cupid and
Am **G**
 Donner and Blitzen
Em **Am**
 But do you recall
A7 **D7**
 The most famous reindeer of all?

G (3)
 Then how the reindeer loved him.
D
 As they shouted out with glee:
D (3)
 "Rudolph the red-nosed reindeer
G (hold 3rd beat)
 You'll go down in history"

End

w/strum pattern:

G (3)
 Rudolph the red-nosed reindeer
D
 Had a very shiny nose
D (3)
 And if you ever saw it
G
 You would even say it glows
G (3)
 All of the other reindeer
D
 Used to laugh and call him names
D (3)
 They never let poor Rudolph
G
 Join in any reindeer games
C **G**
 Then one foggy Christmas Eve
C **G**
 Santa came to say:
D (2)
 "Rudolph with your nose so bright
A7 **D7**
 Won't you guide my sleigh tonight?"

Jingle Bells

James Lord Pierpont

Chord Guide	G o o o	D x x o	A7 x o o o	E7 o o o o	A x o o o	

Strum: d D D U D U 1 + 2 + 3 + 4 +	Starting note: A (Open 5th string)
--	--

Intro: / G - - - / D - - - / A7 - - - / D - - - /

D (3) **G** (2)
Dashing through the snow, in a one-horse open sleigh,
A7 (2) **D**
O'er the fields we go, laughing all the way,
D (3) **G** (2)
Bells on bobtails ring, making spirits bright,
A7 (2) **D** (hold 1/2) **A7** (hold 1/2)
What fun it is to ride and sing a sleighing song tonight, oh

Chorus:

D (4)
Jingle bells, jingle bells, jingle all the way,
G **D** **E7** **A** (hold 1/2) **A7** (hold 1/2)
Oh what fun it is to ride in a one-horse open sleigh, hey,
D (4)
Jingle bells, jingle bells, jingle all the way,
G **D** **A7** **D**
Oh what fun it is to ride in a one-horse open sleigh.

D (3) **G** (2)
A day or two ago, I thought I'd take a ride,
A7 (2) **D**
And soon Miss Fanny Bright was seated by my side;
D (3) **G** (2)
The horse was lean and lank, misfortune seemed his lot,
A7 (2) **D** (hold 1/2) **A7** (hold 1/2)
He got into a drifted bank, and then we got upsot.

Chorus

D (3) **G** (2)
A day or two ago, the story I must tell
A7 (2) **D**
I went out on the snow and on my back I fell.
D (3) **G** (2)
A gent was riding by in a one-horse open sleigh,
A7 (2) **D** (hold 1/2) **A7** (hold 1/2)
He laughed as there I sprawling lie, but quickly drove away.

Chorus

D (3) **G** (2)
Now the ground is white, go it while you're young,
A7 (2) **D**
Take the girls tonight, and sing this sleighing song;
D (3) **G** (2)
Just get a bob-tailed bay, two-forty as his speed,
A7 (2) **D** (hold ½) **A7** (hold ½)
Hitch him to an open sleigh, and crack! you'll take the lead.

Chorus, End on last D

Deck the Halls

Traditional

Each chord gets two beats unless otherwise noted.

Chord Guide	F	C	G	Am	G7	D7

Strumming Guide	
Full-measure strum	Half-measure strum
d D D U D U	D D U D D U
1 + 2 + 3 + 4 +	1 + 2 + 3 + 4 +

Starting note: G (Open 3rd string)

Intro: / F - C - / G - C - /

C (1) **Am** (1)
Deck the halls with boughs of holly,
G7 **C** **G** **C**
Fa la la la la, la la la la
C (1) **Am** (1)
Tis the season to be jolly,
G7 **C** **G** **C**
Fa la la la la, la la la la
G7 (1) **C** (1)
Don we now our gay apparel,
C **Am** **D7** **G**
Fa la la la la la, la la la
C (1) **Am** (1)
Troll the ancient Yuletide carol,
F **C** **G** **C**
Fa la la la la, la la la la

/ F - C - / G - C - /

C (1) **Am** (1)
See the blazing Yule before us
G7 **C** **G** **C**
Fa la la la la, la la la la
C (1) **Am** (1)
Strike the harp and join the chorus
G7 **C** **G** **C**
Fa la la la la, la la la la
G7 (1) **C** (1)
Follow me in merry measure
C **Am** **D7** **G**
Fa la la la la la, la la la
C (1) **Am** (1)
While I tell the Yuletide treasure
F **C** **G** **C**
Fa la la la la, la la la la

/ F - C - / G - C - /

C (1) **Am** (1)
Fast away the old year passes
G7 **C** **G** **C**
Fa la la la la, la la la la
C (1) **Am** (1)
Hail the new, ye lads and lasses
G7 **C** **G** **C**
Fa la la la la, la la la la
G7 (1) **C** (1)
Sing we joyous all together
C **Am** **D7** **G**
Fa la la la la la, la la la
C (1) **Am** (1)
Heedless of the wind and weather
F **C** **G** **C**
Fa la la la la, la la la la

/ F - C - / G - C (hold) /

End

G (2) **C** **G**
 Frosty the Snow Man knew the sun was hot that day,
C **G**
 So he said, "Let's run and we'll have some fun
C (1/2) **D7** (1/2) **G**
 now before I melt away."

G (2) **C** **G**
 Down to the village, with a broomstick in his hand,
C **G**
 Running here and there all around the square,
C (1/2) **D7** (1/2) **G**
 saying "Catch me if you can."

Bridge 2:

C **Bm** **Am** **G**
 He led them down the streets of town right to the traffic cop,
D **B7** **Em** (1/2) **A7** (1/2) **D**
 And he only paused a moment when he heard him holler, "Stop!"

G (2) **C** **G**
 Frosty the Snow Man had to hurry on his way,
C **G**
 But he waved good-bye, saying, "Don't you cry;
C (1/2) **D7** (1/2) **G**
 I'll be back again some day."

Outro:

G (3)
 Thumpety thump thump, thumpety thump thump,
D7

Look at Frosty go.

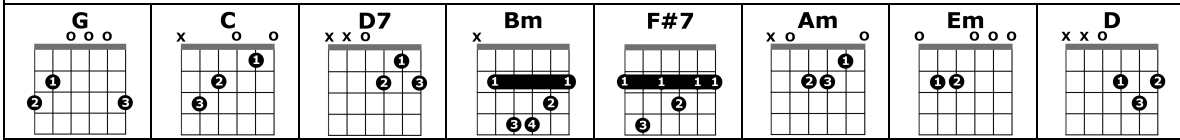
G (2)
 Thumpety thump thump, thumpety thump thump,
G (1/2) **D7** (1/2) **G** (hold 3rd beat)
 over the hills of snow

End

O Holy Night

Traditional

Chord Guide



>	
B D U D U D D U D U	
Strum: 1 + 2 + 3 + 4 + 5 + 6 +	Starting note: B (5th String, 2nd fret)

G (2) **C** **G** (2)
 Oh holy night the stars are brightly shining
G **D7** **G** (2)
 It is the night of our dear Savior's birth
G (2) **C** **G** (2)
 Long lay the world in sin and error pining 'til he
Bm **F#7** **Bm** (2)
 appeared and the soul felt its worth

D7 (2) **G** (2)
 A thrill of hope the weary world rejoices
D7 (2) **G** (2)
 For yonder breaks a new and glorious morn

Chorus 1:

Em (2) **Bm** (2) **Am** (2) **Em** (2)
 Fall on your knees oh hear the angel voices
G **D7** **Em** **C** **G** **D7** **G** (2)
 Oh ni - ght divi - ne, oh night when Christ was born
D7 (2) **G** **C** **G** **D** **G** (2)
 Oh night divine oh night oh night divine

G (2) **C** **G** (2)
 Truly He taught us to love one another
G **D7** **G** (2)
 His law is love and His gospel is peace
G (2) **C** **G** (2)
 Chains shall He break for the slave is our brother
Bm **F#7** **Bm** (2)
 And in His name all oppression shall cease

D7 (2) **G** (2)
 Sweet hymns of joy in grateful chorus raise we
D7 (2) **G** (2)
 Let all within us praise His holy name

Chorus

End on last measure of G

Hanukkah, Oh Hanukkah

Traditional

Capo 4

Chord Guide	Am 	G 	C 	E7 	Dm 	
--------------------	---------------	--------------	--------------	---------------	---------------	--

> > > > B D B D B D B D Strum: 1 + 2 + 3 + 4 +	Starting note: G# (Open 6th string with capo on)
---	--

Intro: / Am - - - / E7 - Am - /

<p>Am (2) Oh Hanukkah, oh Hanukkah, come light the menorah</p> <p>Am G (1/2) C (1/2) Let's have a party, we'll all dance the hora</p> <p>Am G (1/2) C (1/2) Gather round the table, we'll give you a treat</p> <p>Am E7 (1/2) Am (1/2) Dreidels to play with and latkes to eat</p> <p>One strum/chord: Am Am And while we are playing</p> <p>C (1/2) G (1/2) C (1/2) E7 (1/2) The candles are burning low</p> <p>Am (1/2) Dm (1/2) Am (1/2) Dm (1/2) One for each night, they shed a sweet light</p> <p>Am (1/2) E7 (1/2) Am To remind us of days long ago</p> <p>Resume strum pattern: Am (1/2) Dm (1/2) Am (1/2) Dm (1/2) One for each night, they shed a sweet light</p> <p>Am (1/2) E7 (1/2) Am To remind us of days long ago</p>

Repeat boxed section

One strum/chord, staccato:
Am (1/2) **Dm** (1/2) **Am** (1/2) **Dm** (1/2)
 One for each night, they shed a sweet light
Am (1/2) **E7** (1/2) / **Am** **E7** **Am** - /
 To remind us of days long ago

End

D (1 beat) **G** (1 beat) **D** (1 beat) **A7** (1 beat) **D**
And a par - tridge in a pear tree.

D **A7** (½) **D** (½)
On the seventh day of Christmas my true love gave to me,
[A7] **[A7]** **D** (½) **E** (½) **A7**
Seven swans-a-swimming, six geese-a-laying, five golden rings.

[D] **[G]** **A7**
Four calling birds, three French hens, two turtle doves,
D (1 beat) **G** (1 beat) **D** (1 beat) **A7** (1 beat) **D**
And a par - tridge in a pear tree.

D **A7** (½) **D** (½)
On the eighth day of Christmas my true love gave to me,
[A7] **[A7]** **[A7]**
Eight maids-a-milking, seven swans-a-swimming, six geese-a-laying,

D (½) **E** (½) **A7**
Five golden rings.
[D] **[G]** **A7**
Four calling birds, three French hens, two turtle doves,
D (1 beat) **G** (1 beat) **D** (1 beat) **A7** (1 beat) **D**
And a par - tridge in a pear tree.

D **A7** (½) **D** (½)
On the ninth day of Christmas my true love gave to me,
[A7] **[A7]** **[A7]**
Nine ladies dancing, eight maids-a-milking, seven swans-a-swimming,

[A7] **D** (½) **E** (½) **A7**
Six geese-a-laying, five golden rings
[D] **[G]** **A7**
Four calling birds, three French hens, two turtle doves,
D (1 beat) **G** (1 beat) **D** (1 beat) **A7** (1 beat) **D**
And a par - tridge in a pear tree.

D **A7** (½) **D** (½)
On the tenth day of Christmas my true love gave to me,
[A7] **[A7]** **[A7]**
Ten lords-a-leaping, nine ladies dancing, eight maids-a-milking,

[A7] **[A7]** **D** (½) **E** (½) **A7**
Seven swans-a-swimming, six geese-a-laying, five golden rings.
[D] **[G]** **A7**
Four calling birds, three French hens, two turtle doves,
D (1 beat) **G** (1 beat) **D** (1 beat) **A** (1 beat) **D**
And a par - tridge in a pear tree.

D **A** (½) **D** (½)
On the eleventh day of Christmas my true love gave to me,
[A7] **[A7]** **[A7]**
Eleven pipers piping, ten lords-a-leaping, nine ladies dancing,

[A7] **[A7]** **[A7]**
Eight maids-a-milking, seven swans-a-swimming, six geese-a-laying,
D (½) **E** (½) **A7**
Five golden rings.

[D] **[G]** **A7**
Four calling birds, three French hens, two turtle doves,
D (1 beat) **G** (1 beat) **D** (1 beat) **A7** (1 beat) **D**
And a par - tridge in a pear tree.

D **A7** (½) **D** (½)
 On the twelfth day of Christmas my true love gave to me,
[A7] **[A7]** **[A7]**
 Twelve drummers drumming, eleven pipers piping, ten lords-a-leaping,
[A7] **[A7]** **[A7]**
 Nine ladies dancing, eight maids-a-milking, seven swans-a-swimming,
[A7] **D** (½) **E** (½) **A7**
 Six geese-a-laying, Five golden rings
[D] **[G]** **A7**
 Four calling birds, three French hens, two turtle doves,
D (1 beat) **G** (1 beat) **D** (1 beat) **A7** (1 beat) **D**
 And a par - tridge in a pear tree.

Have Yourself a Merry Little Christmas

H. Martin, R. Blane

Each chord gets 2 beats unless otherwise noted.

Chord Guide							

<p>> ></p> <p>Strum: B U D U B U D U w/swing feel 1 + 2 + 3 + 4 +</p>	<p>Starting note: C (5th string, 3rd fret)</p>
--	---

C Am Dm G7
Have yourself a merry little Christmas

C Am Dm G7
Let your heart be light

C Am Dm G7 E7 A7 D7 G7
From now on, our troubles will be out of sight

C Am Dm G7
Have yourself a merry little Christmas

C Am Dm G7
Make the Yuletide gay

C Am Dm E7 Am (1) C/G (1)
From now on, our troubles will be miles away

<p>Bridge:</p> <p>Fmaj7 (1) Em (1) Here were are as in olden days</p> <p>Dm G7 Cmaj7 (1) happy golden days of yore</p> <p>Am B7 Em (1) Faithful friends who are dear to us</p> <p>G Am Dm G7 gather near to us once more</p>

C Am Dm G7
Through the years we all will be together

C Am Dm G7
If the fates allow

C Am Dm E7 Am (2)
Hang a shining star upon the highest bough

F Dm G7 (hold 1) C (hold)
And have yourself a merry little Christmas now.

Rob's Totally Awesome Christmas Carol Songbook - Lyric Sheets

Away in a Manger

Away in a manger, no crib for a bed,
The little Lord Jesus laid down His sweet head;
The stars in the sky looked down where He lay;
The little Lord Jesus, asleep on the hay.

The cattle are lowing, the poor baby wakes.
But little Lord Jesus, no crying He makes;
I love Thee Lord Jesus look down from the sky,
And stay by my cradle till morning is nigh.

Be near me, Lord Jesus, I ask Thee to stay
Close by me forever and love me I pray
Bless all the dear children in Thy tender care
And take us to heaven to live with Thee there

Silent Night

Silent night, holy night
All is calm, all is bright
Round yon virgin, mother and child
Holy infant so tender and mild,
Sleep in heavenly peace,
Sleep in heavenly peace.

Silent night, holy night
Shepherds quake at the sight,
Glories stream from heaven afar,
Heavenly hosts sing Alleluia
Christ the savior is born!
Christ the savior is born.

Silent night, holy night
Son of God, love's pure light
Radiant beams from Thy holy face
with the dawn of redeeming grace,
Jesus Lord at thy birth,
Jesus Lord at thy birth.

Happy Xmas (War is Over)

So this is Christmas And what have you done
Another year over And a new one just begun
And so this is Christmas I hope you have fun
The near and the dear one The old and the young

*A very merry Christmas And a happy New Year
Let's hope it's a good one Without any fear*

And so this is Christmas For weak and for strong
For rich and the poor ones The world is so wrong
And so happy Christmas For black and for white
For yellow and red ones Let's stop all the fight

Chorus

And so this is Christmas And what have we done
Another year over A new one just begun
And so happy Christmas We hope you have fun
The near and the dear one The old and the young

Chorus

War is over If you want it War is over Now

We Three Kings

We three kings of Orient are
bearing gifts we traverse afar
field and fountain, moor and mountain
following yonder star

*Oh-oh star of wonder, star of light
star with royal beauty bright
westward leading, still proceeding
guide us to thy perfect light*

Born a king on Bethlehem's plain
gold I bring to crown Him again
King forever, ceasing never
over us all to reign

Chorus

Frankincense to offer have I
incense owns a Deity nigh
prayer and praising, voices raising
worshipping God on high

Chorus

Myrrh is mine, its bitter perfume
breathes a life of gathering gloom
sorrowing sighing, bleeding, dying
sealed in the stone-cold tomb

Chorus

Glorious now behold Him arise
King and God and sacrifice
Alleluia, Alleluia
sounds through the earth and skies

Chorus

The First Noel

The first Noel the angel did say, was to certain poor
shepherds in fields as they lay
In fields where they lay keeping their sheep
On a cold winters night that was so deep

*Noel, Noel, Noel, Noel
Born is the King of Israel.*

They looked up and saw a star
Shining in the East, beyond them far
And to the earth it gave good light
And so it continued both day and night

Chorus

This star drew nigh to the northwest

O'er Bethlehem it took its rest
And there it did stop and stay
Right over the place where Jesus lay

Chorus

Then entered in there Wise Men three
Full reverently on bended knee
And offered there in His presence
Their gold and myrrh and frankincense

Chorus

We Wish You a Merry Christmas

We wish you a Merry Christmas,
We wish you a Merry Christmas,
We wish you a Merry Christmas,
And a Happy New Year.

*Good tidings we bring to you and your kin,
We wish you a Merry Christmas and a Happy New Year.*

Now bring us some figgy pudding,
Now bring us some figgy pudding,
Now bring us some figgy pudding,
And a cup of good cheer.

Chorus

We won't go until we get some
We won't go until we get some
We won't go until we get some
So bring it out here!

Chorus

Repeat Verse 1

Chorus

Rudolph the Red-Nosed Reindeer

You know Dasher and Dancer and Prancer and Vixen
Comet and Cupid and Donner and Blitzen
But do you recall
The most famous reindeer of all?

Rudolph the red-nosed reindeer
Had a very shiny nose
And if you ever saw it
You would even say it glows
All of the other reindeer
Used to laugh and call him names
They never let poor Rudolph
Join in any reindeer games

Then one foggy Christmas Eve
Santa came to say:
"Rudolph with your nose so bright
Won't you guide my sleigh tonight?"
Then how the reindeer loved him,
As they shouted out with glee:
"Rudolph the red-nosed reindeer
You'll go down in history."

Jingle Bells

Dashing through the snow, in a one-horse open sleigh,
O'er the fields we go, laughing all the way,
Bells on bobtails ring, making spirits bright,
What fun it is to ride and sing a sleighing song tonight,
oh

*Jingle bells, jingle bells, jingle all the way,
Oh what fun it is to ride in a one-horse open sleigh,
hey,
Jingle bells, jingle bells, jingle all the way,
Oh what fun it is to ride in a one-horse open sleigh.*

A day or two ago, I thought I'd take a ride,
And soon Miss Fanny Bright was seated by my side;
The horse was lean and lank, misfortune seemed his lot,
He got into a drifted bank, and we, we got upstot.

Chorus

A day or two ago, the story I must tell
I went out on the snow and on my back I fell.
A gent was riding by in a one-horse open sleigh,
He laughed as there I sprawling lie, but quickly drove away.

Chorus

Now the ground is white, go it while you're young,
Take the girls tonight, and sing this sleighing song;
Just get a bob-tailed bay, two-forty as his speed,
Hitch him to an open sleigh, and crack! you'll take the lead.

Chorus

Deck the Halls

Deck the halls with boughs of holly, fa la...
Tis the season to be jolly, fa la...
Don we now our gay apparel, fa la...
Troll the ancient Yuletide carol, fa la...

See the blazing Yule before us, fa la...
Strike the harp and join the chorus, fa la...
Follow me in merry measure, fa la...
While I tell the Yuletide treasure, fa la...

Fast away the old year passes, fa la...
Hail the new, ye lads and lasses, fa la...
Sing we joyous all together, fa la...
Heedless of the wind and weather, fa la...

Frosty the Snowman

Frosty the Snow Man, was a jolly happy soul
With a corn-cob pipe and a button nose
and two eyes made out of coal.

Frosty the Snow Man, is a fairy tale they say
He was made of snow but the children know
how he came to life one day.

There must have been some magic in that old silk hat
they found,
For when they put it on his head he began to dance
around.

Oh, Frosty the Snow Man was alive as he could be,
And the children say he could laugh and play
just the same as you and me.

Frosty the Snow Man knew the sun was hot that day,
So he said, "Let's run and we'll have some fun
now before I melt away."

Down to the village, with a broomstick in his hand,
Running here and there all around the square,
saying "Catch me if you can."

He led them down the streets of town right to the traffic
cop,
And he only paused a moment when he heard him
holler, "Stop!"

Frosty the Snow Man had to hurry on his way,
But he waved good-bye, saying,
"Don't you cry; I'll be back again some day."

Thumpety thump thump, thumpety thump thump,
Look at Frosty go.
Thumpety thump thump, thumpety thump thump,
over the hills of snow

Oh, Holy Night

Oh holy night the stars are brightly shining
It is the night of our dear Savior's birth
Long lay the world in sin and error pining 'til he
appeared and the soul felt its worth

A thrill of hope the weary world rejoices
For yonder breaks a new and glorious morn

*Fall on your knees, oh hear the angel voices
Oh night divine, oh night, when Christ was born
Oh night divine, oh night, oh night divine*

Truly He taught us to love one another
His law is love and His gospel is peace
Chains shall He break for the slave is our brother
And in His name all oppression shall cease

Sweet hymns of joy in grateful chorus raise we
Let all within us praise His holy name

Chorus

Hanukkah oh Hanukkah

*Oh Hanukkah, oh Hanukkah, come light the menorah
Let's have a party, we'll all dance the hora
Gather round the table, we'll give you a treat
Dreidels to play with and latkes to eat*

And while we are playing
The candles are burning low

One for each night, they shed a sweet light
To remind us of days long ago
One for each night, they shed a sweet light
To remind us of days long ago

Chorus

And while we are playing
The candles are burning low
One for each night, they shed a sweet light
To remind us of days long ago
One for each night, they shed a sweet light
To remind us of days long ago
One for each night, they shed a sweet light
To remind us of days long ago

The Twelve Days of Christmas (last verse only)

On the 12th day of Christmas my true love gave to me,
twelve drummers drumming,
eleven pipers piping,
ten lords-a-leaping,
nine ladies dancing,
eight maids-a-milking,
seven swans-a-swimming,
six geese-a-laying,
five golden rings,
four calling birds,
three French hens,
two turtle doves,
and a partridge in a pear tree.

Have Yourself a Merry Little Christmas

Have yourself a merry little Christmas
Let your heart be light
From now on, our troubles will be out of sight
Have yourself a merry little Christmas
Make the Yuletide gay
From now on, our troubles will be miles away

Here were are as in olden days
happy golden days of yore
Faithful friends who are dear to us
gather near to us once more

Through the years we all will be together
If the fates allow
Hang a shining star upon the highest bough
And have yourself a merry little Christmas now.